


Statement showing the Allotment Price of GIDC's Estates w.e.f. Dt. 21/6/2014

SR. NO.	District Name	Allotment Price Rs./ Sq.mtr w.e.f Dt. 21/6/2014
	Estate Name	
1	2	3
INDUSTRIAL SECTOR		
AHMEDABAD		
1	Naroda	4130
2	Odhav	4130
3	Vatva	4130
4	Behrampura	3950
5	Dholka	380
6	Sanand (RIDC)	380
7	Kerala	450
8	Dhandhuka	300
9	Viramgam	520
10	Kathwada	4130
11	Apparel Park (Ambica Mill)	4410
12	Chharodi	4220
13	Sanand-II (BoL)	3420
14	Mandal (Tentative) [As on Dt.18/1/14]	2000
GANDHINAGAR		
1	Gandhinagar (SEZ)	2650
2	Gandhinagar (Engg)	3960
3	Gandhinagar (Elect)	3960
4	Gandhinagar (IT SEZ)	3870
5	Dehgam	390
6	Manasa	390
7	Bhat	6890
MEHSANA		
1	Chanasma	380
2	Kukerwada	250
3	Kadi	490
4	Chhatral	490
5	Mehsana - I	1920
6	Mehsana - II	1600
7	Kalol (N.G)	610
8	Kheralu	230
9	Visnagar	1080
10	Ranasan	380
11	Gozaria	230
12	Aithor (Tentative)	1050
SABARKATHA		
1	Himatnagar	770
2	Idar	230
3	Modasa	450
	Modasa-II	450
4	Malpur (RIDC)	90
5	Talod	230
6	Bhiloda	380


 20/6/14

Statement showing the Allotment Price of GIDC's Estates w.e.f. Dt. 21/6/2014

SR. NO.	District Name	Allotment Price Rs./ Sq.mtr w.e.f Dt. 21/6/2014
	Estate Name	
1	2	3
	PATAN	
1	Patan	710
2	Lunva (RIDC)	70
3	Balisana	280
4	Sidhpur	810
5	Radhanpur	670
	BANASKATHA	
1	Palanpur	1380
2	Ambaji	470
3	Deesa	540
4	Sihori (RIDC)	70
5	Chandisar	530
6	Deodar	450
7	Amirgadh (as is where) (wef.19/11/2008)	160
	KHEDA	
1	Balasinor	160
2	Thasra	450
3	Nadiad Phase - I	1220
4	Nadia Phase - II	1170
5	Nadiad (Bansaw Mill) (As is where basis)	620
6	Kapadwanj	300
7	Matar	300
	ANAND	
1	Umreth	230
2	Borsad	380
3	Sojitra	300
4	Petlad	300
5	Khambhat	450
6	V.U.Nagar	1600
	VADODARA	
1	Dabhoi	160
2	Makarpura	4130
3	Nandesari	2170
4	Pavi Jetpur(RIDC)	70
5	Sankheda	120
6	Vaghodia	590
7	Ranoli	1250
8	Por-Ramangamdi	1110
9	Savli (Genral)	1170
10	Savli (EPIP)	1170
11	Savli Biotechpark (SEZ)	1550
12	PCC	1300
	PANCHMAHAL	
1	Godhra	450
2	Halol	590
3	Halol (New) [As on Dt.7/11/2013]	1000
4	Kalol (P.M)	380
5	Jambughoda (RIDC)	70
6	Sehra [As on Dt. 2/11/2013]	650

Statement showing the Allotment Price of GIDC's Estates w.e.f. Dt. 21/6/2014

SR. NO.	District Name	Allotment Price Rs./ Sq.mtr w.e.f Dt. 21/6/2014
	Estate Name	
1	2	3
DAHOD		
1	Dahod - I	920
2	Dahod - II	520
3	Devgadhbariya (Asaydi)	120
BHARUCH		
1	Ankleshwar	1730
2	Bharuch	1080
3	Palej	450
4	Panoli	1210
5	Jambusar (RIDC)	70
6	Vagra (RIDC)	70
7	Vilayat	740
8	Jhagadia	920
9	Kharchi (Jhagadia Phase-II)	1170
10	Dahej	1140
11	Saykha [As on Dt. 2/11/2013]	1495
12	Tilakwada (As is where is basis)	150
NARMADA		
1	Rajpipla	230
2	Dediyapada (RIDC)	90
3	Sagbara (As is where)(wef 01/4/2008)	80
SURAT		
1	Pandesara	3300
2	Katargam	4130
3	Katodara	4430
4	Bardoli	470
5	Sachin	3300
6	Ichchapore	3300
7	Hajira (As is where is basis)	2390
8	Olpad	380
9	Appreal Park -Sachin	1990
10	Doswada (as is where basis)	60
11	Nizar (as is where basis)	120
12	Valod (as is where basis)	140
NAVSARI		
1	Navsari	610
2	Unai	70
3	Bilimora	450
Vapi		
1	Sarigam	960
2	Umargam	960
3	Vapi	3110
4	Dungra	2650
5	Valsad	770
6	Pardi	610


Statement showing the Allotment Price of GIDC's Estates w.e.f. Dt. 21/6/2014

SR. NO.	District Name	Allotment Price Rs./ Sq.mtr w.e.f Dt. 21/6/2014
	Estate Name	
1	2	3
	SURENDRANAGAR	
1	Dhanghdra	160
2	Limdi	160
3	Surendranagar	840
4	Thangadh	300
5	Bamanbore	230
6	Chotila (RIDC)	120
7	Halvad	300
8	Sayla (RIDC)	120
9	Lakhtar	230
	JAMNAGAR	
1	Jamnagar - I	2650
2	Jamnagar - I (Shanker Tekri)	3300
3	Jamnagar - II	1820
4	Jamnagar-III (Expansion)	1920
5	Arambhada	450
6	Jamkhambhaliya	300
7	Dhrol (RIDC)	120
8	Bhatia (RIDC)	120
9	Bhanvad	540
10	Upleta	300
	RAJKOT	
1	Aji	4740
2	Bhaktinagar	7430
3	Morbi	1080
4	Wakaner	300
5	Jetpur	470
6	Kuvadva	230
7	Padadhari(RIDC)	230
8	Lodhika	1280
9	Jasdan	300
10	Gondal-I	1000
11	Gondal-II	470
12	Rafaleshwar	650
13	Dhoraji	300
14	Vaghasiya	880
	BHAVNAGAR	
1	Chitra	830
2	Mahuva	590
3	Sihor - I	300
4	Sihor - II	520
5	Valbhipur (RIDC)	120
6	Dhasa (RIDC)	230
7	Vithalwadi	3170
8	Vartej	610
9	Botad	450
10	Palitana	300

(Signature)
20/6/14

Statement showing the Allotment Price of GIDC's Estates w.e.f. Dt. 21/6/2014


SR. NO.	District Name	Allotment Price Rs./ Sq.mtr w.e.f Dt. 21/6/2014
	Estate Name	
1	2	3
AMRELI DISTRICT		
1	Amreli	770
2	Jafrabad (RIDC)	70
3	Liliya (RIDC)	70
4	Rajula	120
5	Babra	380
6	Damnagar	160
JUNAGHADH DISTRICT		
1	Junagadh - I	960
2	Junagadh - II	800
3	Veraval	1080
4	Visavadar (RIDC)	70
5	Sheel	300
PORBANDAR DISTRICT		
1	Porbandar	470
2	Vanana	410
3	Miyani (Tentative)	570
KUTCH		
1	Gandhidham	3810
2	Madhapur	250
3	Mundra (RIDC)	230
4	Bhuj	310
5	Anjar	310
6	Mandvi	300
7	Mandvi-New	300
8	Nagor-New Bhuj	230
9	Anjar-New	300
10	Nakhatrana	300
11	Makhel	300
12	Dhrub	470
13	Mithi-Rohar	610


 20/6/14

Statement showing the Allotment Price of GIDC's Estates w.e.f. Dt. 21/6/2014

SR. NO.	District Name	Allotment Price Rs./ Sq.mtr w.e.f Dt. 21/6/2014
	Estate Name	
1	2	3
	HOUSING SECTOR	
1	Naroda	6200
2	Hanspura(Naroda)	9470
3	Gandhinagar	7350
4	Mehsana-I	2880
5	Mehsana-II	2400
6	Chhatral	740
7	V.U. Nagar	2400
8	Por-Ramangamdi	1670
9	Halol	890
10	Vaghodia	890
11	Makarpura	6200
12	Ankleshwar-I,II,III	2600
12	Ankleshwar - IV	2920
14	Panoli	1820
15	Bharuch	1620
16	Atali (Tentative)	1730
17	Pandesara	4950
18	Bulsar	1160
19	Navsari	920
20	Vapi	4670
21	Umbergam	1440
22	Sarigam	1440
23	Chitra	1730
24	Surendranagar	1260
25	Thangadh	450
26	Jamnagar-I	9470
27	Jamnagar-II	2730
28	Junagadh-I	1440
29	Junagadh-II	1200
30	Porbandar	710
31	Lodhika	1920

Note :- As per the policy of the Corporation, Allotment price of Housing will be 1.5 times of Allotment price of Industrial plot except seperately developed estate.


 20/6/14